



35. Bitburger Pokal 2023

18. - 19.03.2023

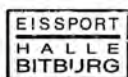


JUDGES DETAILS PER SKATER

WB07 ANWÄRTER FREE SKATING

Rank	Name	Nation	Starting Number	Total Segment Score	Total Element Score	Total Program Component Score (factored)						Total Deductions			
1	Leni CONRAD	R-P	16	24.63	11.11	13.52						0.00			
#	Executed Elements	Info	Base Value	GOE	J1	J2	J3	J4	J5	J6	J7	J8	J9	Ref.	Scores of Panel
1	1A		1.10	0.11	1	1	1								1.21
2	1Lz+1A+SEQ		1.70	0.00	0	0	0								1.70
3	CoSp2V		1.50	0.20	0	2	2								1.70
4	2S		1.30	-0.13	-1	-1	-1								1.17
5	1F+1Lo		1.00	0.03	1	0	1								1.03
6	StSqB		1.50	0.05	0	0	1								1.55
7	CCoSp2		2.50	0.25	0	1	2								2.75
			10.60												11.11
Program Components			Factor												
Composition			1.67	2.75	2.75	3.25							2.92		
Presentation			1.67	2.50	2.50	2.50							2.50		
Skating Skills			1.67	2.50	2.75	2.75							2.67		
Judges Total Program Component Score (factored)									13.52						
Deductions:												0.00			

Rank	Name	Nation	Starting Number	Total Segment Score	Total Element Score	Total Program Component Score (factored)						Total Deductions			
2	Sarah NIKLAUS	HES	7	22.65	9.42	13.23						0.00			
#	Executed Elements	Info	Base Value	GOE	J1	J2	J3	J4	J5	J6	J7	J8	J9	Ref.	Scores of Panel
1	CSSp2		2.30	0.46	2	2	2								2.76
2	1Lz!+1Lo	!	1.10	-0.02	0	-1	0								1.08
3	StSqB		1.50	0.10	1	-1	2								1.60
4	1A		1.10	-0.07	-1	0	-1								1.03
5	1F		0.50	-0.12	-2	-1	-4								0.38
6	CCoSp1		2.00	0.20	1	1	1								2.20
7	1Lze	e	0.48	-0.11	-3	-2	-2								0.37
			8.98												9.42
Program Components			Factor												
Composition			1.67	2.75	2.75	2.50							2.67		
Presentation			1.67	2.75	2.50	2.50							2.58		
Skating Skills			1.67	2.75	2.75	2.50							2.67		
Judges Total Program Component Score (factored)									13.23						
Deductions:												0.00			





35. Bitburger Pokal 2023

18. - 19.03.2023

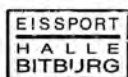


JUDGES DETAILS PER SKATER

WB07 ANWÄRTER FREE SKATING

Rank	Name	Nation	Starting Number	Total Segment Score	Total Element Score	Total Program Component Score (factored)						Total Deductions			
3	Xenia GELD	R-P	14	21.88	8.80	13.08						0.00			
#	Executed Elements	Info	Base Value	GOE	J1	J2	J3	J4	J5	J6	J7	J8	J9	Ref.	Scores of Panel
1	1Lz+1A+SEQ		1.70	0.11	1	1	1								1.81
2	1A		1.10	-0.15	-1	-1	-2								0.95
3	SSp2		1.60	0.32	2	2	2								1.92
4	1S		0.40	0.01	0	0	1								0.41
5	StSqB		1.50	0.05	0	0	1								1.55
6	1F+1Lo		1.00	0.05	1	1	1								1.05
7	CCoSpBV		1.28	-0.17	-2	-1	-1								1.11
			8.58												8.80
Program Components			Factor												
Composition			1.67	2.50	2.75	2.75							2.67		
Presentation			1.67	2.50	2.50	2.75							2.58		
Skating Skills			1.67	2.25	2.75	2.75							2.58		
Judges Total Program Component Score (factored)												13.08			
Deductions:											0.00				

Rank	Name	Nation	Starting Number	Total Segment Score	Total Element Score	Total Program Component Score (factored)						Total Deductions			
4	Marie WALTER	R-P	18	21.17	9.31	13.36						-1.50			
#	Executed Elements	Info	Base Value	GOE	J1	J2	J3	J4	J5	J6	J7	J8	J9	Ref.	Scores of Panel
1	1A		1.10	-0.26	-2	-2	-3								0.84
2	2S<<	F	0.40	-0.20	-5	-5	-5								0.20
3	1Lz+1A+SEQ		1.70	0.00	0	0	0								1.70
4	CUSpB		1.50	0.00	0	0	0								1.50
5	1F+1Lo		1.00	0.02	0	0	1								1.02
6	StSqB		1.50	0.15	1	1	1								1.65
7	CoSp2		2.00	0.40	2	2	2								2.40
			9.20												9.31
Program Components			Factor												
Composition			1.67	2.75	2.50	2.50							2.58		
Presentation			1.67	2.75	2.75	2.75							2.75		
Skating Skills			1.67	2.75	2.75	2.50							2.67		
Judges Total Program Component Score (factored)												13.36			
Deductions:				Time violation	-1.00	Falls	-0.50 (1)				-1.50				





35. Bitburger Pokal 2023

18. - 19.03.2023

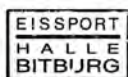


JUDGES DETAILS PER SKATER

WB07 ANWÄRTER FREE SKATING

Rank	Name	Nation	Starting Number	Total Segment Score	Total Element Score	Total Program Component Score (factored)						Total Deductions			
5	Polina SHAPOVALENKO	R-P	19	21.14	9.18	11.96						0.00			
#	Executed Elements	Info	Base Value	GOE	J1	J2	J3	J4	J5	J6	J7	J8	J9	Ref.	Scores of Panel
1	1A+1Lo		1.60	-0.04	0	0	-1								1.56
2	CCoSp1		2.00	0.07	0	1	0								2.07
3	StSqB		1.50	0.00	0	0	0								1.50
4	2S<<	<<	0.40	-0.15	-4	-4	-3								0.25
5	CSSpB		1.60	0.16	0	2	1								1.76
6	1A+1T		1.50	0.00	0	1	-1								1.50
7	1Lz!	!	0.60	-0.06	-1	-1	-1								0.54
			9.20												9.18
Program Components			Factor												
Composition			1.67	2.50	2.50	2.00							2.33		
Presentation			1.67	2.50	2.50	2.00							2.33		
Skating Skills			1.67	2.25	2.75	2.50							2.50		
Judges Total Program Component Score (factored)															11.96
Deductions:												0.00			

Rank	Name	Nation	Starting Number	Total Segment Score	Total Element Score	Total Program Component Score (factored)						Total Deductions			
6	Helene LENZ	HES	10	21.01	7.51	13.50						0.00			
#	Executed Elements	Info	Base Value	GOE	J1	J2	J3	J4	J5	J6	J7	J8	J9	Ref.	Scores of Panel
1	SSp1		1.30	0.26	2	2	2								1.56
2	1Lze+1T<<	<<	0.48	-0.13	-5	-3	0								0.35
3	1A		1.10	-0.44	-4	-4	-4								0.66
4	StSqB		1.50	0.00	0	0	0								1.50
5	1F+1Lo		1.00	0.00	0	0	0								1.00
6	1A		1.10	0.15	2	1	1								1.25
7	CCoSpBV		1.28	-0.09	0	0	-2								1.19
			7.76												7.51
Program Components			Factor												
Composition			1.67	2.50	2.75	2.50							2.58		
Presentation			1.67	3.00	3.00	2.50							2.83		
Skating Skills			1.67	2.75	2.75	2.50							2.67		
Judges Total Program Component Score (factored)															13.50
Deductions:												0.00			





35. Bitburger Pokal 2023

18. - 19.03.2023

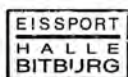


JUDGES DETAILS PER SKATER

WB07 ANWÄRTER FREE SKATING

Rank	Name	Nation	Starting Number	Total Segment Score	Total Element Score	Total Program Component Score (factored)						Total Deductions			
7	Nastasia GARKAVENKO	R-P	4	20.58	8.97	12.11						-0.50			
#	Executed Elements	Info	Base Value	GOE	J1	J2	J3	J4	J5	J6	J7	J8	J9	Ref.	Scores of Panel
1	1A		1.10	-0.04	0	0	-1								1.06
2	StSqB		1.50	0.10	1	1	0								1.60
3	SSp1		1.30	0.26	2	2	2								1.56
4	2S	F	1.30	-0.65	-5	-5	-5								0.65
5	1Lz+1A+SEQ		1.70	0.00	0	0	0								1.70
6	CCoSp1V		1.50	-0.15	0	-1	-2								1.35
7	1F+1Lo		1.00	0.05	0	1	2								1.05
			9.40												8.97
Program Components			Factor												
Composition			1.67	2.50	2.75	2.25							2.50		
Presentation			1.67	2.50	2.75	1.75							2.33		
Skating Skills			1.67	2.50	2.75	2.00							2.42		
Judges Total Program Component Score (factored)															12.11
Deductions:			Falls	-0.50 (1)											-0.50

Rank	Name	Nation	Starting Number	Total Segment Score	Total Element Score	Total Program Component Score (factored)						Total Deductions			
8	Viktoria GILDENBERG	R-P	12	20.41	6.71	14.20						-0.50			
#	Executed Elements	Info	Base Value	GOE	J1	J2	J3	J4	J5	J6	J7	J8	J9	Ref.	Scores of Panel
1	1T		0.40	0.01	0	0	1								0.41
2	1F+1A+SEQ		1.60	0.11	0	1	2								1.71
3	SSpB		1.10	0.07	1	0	1								1.17
4	StSqB		1.50	0.10	1	1	0								1.60
5	1Lz+1Lo	F	1.10	-0.30	-5	-5	-5								0.80
6	1A<<	<<	0.00	0.00	-	-	-								0.00
7	CCoSpBV		1.28	-0.26	-2	-1	-3								1.02
			6.98												6.71
Program Components			Factor												
Composition			1.67	2.75	2.75	3.00							2.83		
Presentation			1.67	3.00	3.00	3.00							3.00		
Skating Skills			1.67	2.50	2.75	2.75							2.67		
Judges Total Program Component Score (factored)															14.20
Deductions:			Falls	-0.50 (1)											-0.50





35. Bitburger Pokal 2023

18. - 19.03.2023

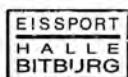


JUDGES DETAILS PER SKATER

WB07 ANWÄRTER FREE SKATING

Rank	Name	Nation	Starting Number	Total Segment Score	Total Element Score	Total Program Component Score (factored)						Total Deductions			
9	Jennifer BRAUN	R-P	1	20.30	8.27	12.53						-0.50			
#	Executed Elements	Info	Base Value	GOE	J1	J2	J3	J4	J5	J6	J7	J8	J9	Ref.	Scores of Panel
1	1A		1.10	0.07	1	0	1								1.17
2	1F+1T		0.90	0.02	0	1	0								0.92
3	1Lz+1A+SEQ		1.70	-0.11	-1	-1	-1								1.59
4	CCoSpB		1.70	0.11	0	1	1								1.81
5	StSqB	F	1.50	-0.70	-4	-5	-5								0.80
6	1Lo		0.50	0.05	1	1	1								0.55
7	SSp1		1.30	0.13	1	1	1								1.43
			8.70												8.27
Program Components			Factor												
Composition			1.67	2.50	2.50	2.50							2.50		
Presentation			1.67	2.75	2.75	2.50							2.67		
Skating Skills			1.67	2.25	2.50	2.25							2.33		
Judges Total Program Component Score (factored)														12.53	
Deductions:			Falls	-0.50 (1)											-0.50

Rank	Name	Nation	Starting Number	Total Segment Score	Total Element Score	Total Program Component Score (factored)						Total Deductions			
10	Simon ATTIA	HES	17	19.75	8.48	11.27						0.00			
#	Executed Elements	Info	Base Value	GOE	J1	J2	J3	J4	J5	J6	J7	J8	J9	Ref.	Scores of Panel
1	CCoSpB		1.70	-0.11	-1	0	-1								1.59
2	1A		1.10	-0.18	-1	-2	-2								0.92
3	StSqB		1.50	0.00	0	0	0								1.50
4	1A+1T		1.50	0.04	1	0	0								1.54
5	SSp1		1.30	0.00	0	0	0								1.30
6	2Sq	q	1.30	-0.65	-5	-5	-5								0.65
7	1F+1Lo		1.00	-0.02	0	0	-1								0.98
			9.40												8.48
Program Components			Factor												
Composition			1.67	2.75	2.25	1.75							2.25		
Presentation			1.67	2.50	2.25	1.75							2.17		
Skating Skills			1.67	2.50	2.50	2.00							2.33		
Judges Total Program Component Score (factored)														11.27	
Deductions:														0.00	





35. Bitburger Pokal 2023

18. - 19.03.2023

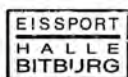


JUDGES DETAILS PER SKATER

WB07 ANWÄRTER FREE SKATING

Rank	Name	Nation	Starting Number	Total Segment Score	Total Element Score	Total Program Component Score (factored)						Total Deductions			
11	Irma VONNEMANN	R-P	6	18.93	7.82	12.11						-1.00			
#	Executed Elements	Info	Base Value	GOE	J1	J2	J3	J4	J5	J6	J7	J8	J9	Ref.	Scores of Panel
1	1A		1.10	-0.18	-1	-1	-3								0.92
2	2S	F	1.30	-0.65	-5	-5	-5								0.65
3	SSpB		1.10	0.07	1	1	0								1.17
4	1Lz+1A+SEQ		1.70	0.07	1	0	1								1.77
5	StSqB	F	1.50	-0.70	-4	-5	-5								0.80
6	1F+1Lo		1.00	-0.02	-1	0	0								0.98
7	CCoSp1		2.00	-0.47	-3	-2	-2								1.53
			9.70												7.82
Program Components			Factor												
Composition			1.67	2.50	2.50	2.75							2.58		
Presentation			1.67	2.25	2.00	2.50							2.25		
Skating Skills			1.67	2.25	2.25	2.75							2.42		
Judges Total Program Component Score (factored)												12.11			
Deductions:			Falls	-1.00 (2)								-1.00			

Rank	Name	Nation	Starting Number	Total Segment Score	Total Element Score	Total Program Component Score (factored)						Total Deductions			
12	Emmy NEDWED	R-P	8	18.85	7.01	11.84						0.00			
#	Executed Elements	Info	Base Value	GOE	J1	J2	J3	J4	J5	J6	J7	J8	J9	Ref.	Scores of Panel
1	1F+1T		0.90	0.02	1	0	0								0.92
2	SSpB		1.10	0.11	1	1	1								1.21
3	1Lze	e	0.48	-0.13	-4	-2	-2								0.35
4	1S+1Lo		0.90	-0.02	0	0	-1								0.88
5	CoSpB		1.50	0.10	1	1	0								1.60
6	StSqB		1.50	0.05	0	0	1								1.55
7	1F		0.50	0.00	0	0	0								0.50
			6.88												7.01
Program Components			Factor												
Composition			1.67	2.25	2.50	2.00							2.25		
Presentation			1.67	2.50	2.50	2.25							2.42		
Skating Skills			1.67	2.25	2.75	2.25							2.42		
Judges Total Program Component Score (factored)												11.84			
Deductions:															0.00





35. Bitburger Pokal 2023

18. - 19.03.2023

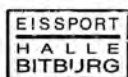


JUDGES DETAILS PER SKATER

WB07 ANWÄRTER FREE SKATING

Rank	Name	Nation	Starting Number	Total Segment Score	Total Element Score	Total Program Component Score (factored)						Total Deductions			
13	Silvana-Jolien HOFFMANN	R-P	11	17.81	7.31	11.00						-0.50			
#	Executed Elements	Info	Base Value	GOE	J1	J2	J3	J4	J5	J6	J7	J8	J9	Ref.	Scores of Panel
1	1F+1Lo		1.00	0.03	0	1	1								1.03
2	CSp1		1.40	-0.05	-1	0	0								1.35
3	1Lz+1A<<+SEQ	F	0.60	-0.30	-5	-5	-5								0.30
4	1Aq	q	1.10	-0.22	-2	-2	-2								0.88
5	StSqB		1.50	0.05	0	0	1								1.55
6	1S		0.40	0.00	0	0	0								0.40
7	CCoSp1		2.00	-0.20	-2	0	-1								1.80
			8.00												7.31
Program Components				Factor											
Composition				1.67	2.25	2.25	2.00							2.17	
Presentation				1.67	2.25	2.25	2.00							2.17	
Skating Skills				1.67	2.25	2.25	2.25							2.25	
Judges Total Program Component Score (factored)														11.00	
Deductions:				Falls	-0.50 (1)										-0.50

Rank	Name	Nation	Starting Number	Total Segment Score	Total Element Score	Total Program Component Score (factored)						Total Deductions			
14	Lana IVELJIC	HES	5	17.67	6.98	11.69						-1.00			
#	Executed Elements	Info	Base Value	GOE	J1	J2	J3	J4	J5	J6	J7	J8	J9	Ref.	Scores of Panel
1	1F+1Lo		1.00	0.05	1	1	1								1.05
2	SSp1		1.30	0.04	0	0	1								1.34
3	2S<<	F	0.40	-0.20	-5	-5	-5								0.20
4	StSqB		1.50	0.00	0	0	0								1.50
5	CoSpBV		1.13	0.04	0	0	1								1.17
6	1A	F	1.10	-0.55	-5	-5	-5								0.55
7	1A		1.10	0.07	1	0	1								1.17
			7.53												6.98
Program Components				Factor											
Composition				1.67	2.50	2.50	2.50							2.50	
Presentation				1.67	2.25	2.25	2.00							2.17	
Skating Skills				1.67	2.50	2.25	2.25							2.33	
Judges Total Program Component Score (factored)														11.69	
Deductions:				Falls	-1.00 (2)										-1.00



JUDGES DETAILS PER SKATER

WB07 ANWÄRTER FREE SKATING

Rank	Name	Nation	Starting Number	Total Segment Score	Total Element Score	Total Program Component Score (factored)		Total Deductions							
15	Mia FETH	R-P	2	13.40	4.50	8.90		0.00							
#	Executed Elements	Info	Base Value	GOE	J1	J2	J3	J4	J5	J6	J7	J8	J9	Ref.	Scores of Panel
1	1A<<	<<	0.00	0.00	-	-	-								0.00
2	1F+1T		0.90	0.00	0	0	0								0.90
3	SSpB		1.10	-0.07	-2	0	0								1.03
4	1S+1A<<+SEQ	<<	0.40	-0.20	-5	-5	-5								0.20
5	CCoSpBV		1.28	-0.21	-3	0	-2								1.07
6	1F*	*	0.00	0.00	-	-	-								0.00
7	StSqB		1.50	-0.20	-1	-1	-2								1.30
			5.18												4.50
Program Components			Factor												
Composition			1.67	1.75	1.75	1.75							1.75		
Presentation			1.67	1.75	2.00	1.75							1.83		
Skating Skills			1.67	1.50	1.75	2.00							1.75		
Judges Total Program Component Score (factored)															8.90
Deductions:															0.00

Legend:							
#	Sequence number	GOE	Grade of Execution	Jx	Judges (x=1-9)	Ref.	Referee
*	Invalid element	e	Wrong edge	<<	Downgraded jump	!	Not clear edge
F	Fall	q	Jump landed on the quarter				