



35. Bitburger Pokal 2023

18. - 19.03.2023

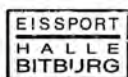


JUDGES DETAILS PER SKATER

WB06 KUNSTLÄUFER FREE SKATING

Rank	Name	Nation	Starting Number	Total Segment Score	Total Element Score	Total Program Component Score (factored)						Total Deductions			
1	Emma ADAMCZYK	R-P	11	23.17	9.39	13.78						0.00			
#	Executed Elements	Info	Base Value	GOE	J1	J2	J3	J4	J5	J6	J7	J8	J9	Ref.	Scores of Panel
1	1A		1.10	0.00	0	0	0								1.10
2	1F+1Lo		1.00	0.07	1	2	1								1.07
3	SSp1		1.30	0.13	1	1	1								1.43
4	StSqB		1.50	0.05	1	0	0								1.55
5	1S		0.40	0.03	1	1	0								0.43
6	1Lz+1A+SEQ		1.70	0.04	0	1	0								1.74
7	CoSp2		2.00	0.07	1	0	0								2.07
			9.00												9.39
Program Components			Factor												
Composition			1.67	2.75	3.00	2.75							2.83		
Presentation			1.67	2.75	2.50	2.75							2.67		
Skating Skills			1.67	2.75	2.50	3.00							2.75		
Judges Total Program Component Score (factored)									13.78						
Deductions:												0.00			

Rank	Name	Nation	Starting Number	Total Segment Score	Total Element Score	Total Program Component Score (factored)						Total Deductions			
2	Melina SAJAZ	R-P	8	22.98	9.48	13.50						0.00			
#	Executed Elements	Info	Base Value	GOE	J1	J2	J3	J4	J5	J6	J7	J8	J9	Ref.	Scores of Panel
1	1A+1Lo		1.60	0.07	1	1	0								1.67
2	1F		0.50	0.02	0	1	0								0.52
3	CCoSpB		1.70	0.11	1	0	1								1.81
4	1A		1.10	0.04	0	1	0								1.14
5	CSSpB		1.60	0.16	1	2	0								1.76
6	1Lz+1T		1.00	-0.02	0	-1	0								0.98
7	StSqB		1.50	0.10	1	1	0								1.60
			9.00												9.48
Program Components			Factor												
Composition			1.67	2.75	2.50	2.75							2.67		
Presentation			1.67	2.50	2.50	2.75							2.58		
Skating Skills			1.67	2.75	2.75	3.00							2.83		
Judges Total Program Component Score (factored)									13.50						
Deductions:												0.00			





35. Bitburger Pokal 2023

18. - 19.03.2023

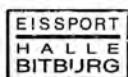


JUDGES DETAILS PER SKATER

WB06 KUNSTLÄUFER FREE SKATING

Rank	Name	Nation	Starting Number	Total Segment Score	Total Element Score	Total Program Component Score (factored)						Total Deductions			
3	Fynn-Luca BOGDAN	R-P	12	22.51	9.84	12.67						0.00			
#	Executed Elements	Info	Base Value	GOE	J1	J2	J3	J4	J5	J6	J7	J8	J9	Ref.	Scores of Panel
1	1A		1.10	0.11	1	1	1								1.21
2	StSqB		1.50	0.10	1	1	0								1.60
3	CCoSp1		2.00	0.07	1	0	0								2.07
4	1A+1T		1.50	0.00	-1	0	1								1.50
5	1F+1Lo		1.00	0.05	1	0	2								1.05
6	SSp2		1.60	0.21	1	1	2								1.81
7	1Lz		0.60	0.00	0	1	-1								0.60
			9.30												9.84
Program Components			Factor												
Composition			1.67	2.50	2.50	2.75							2.58		
Presentation			1.67	2.50	2.25	2.75							2.50		
Skating Skills			1.67	2.25	2.25	3.00							2.50		
Judges Total Program Component Score (factored)												12.67			
Deductions:											0.00				

Rank	Name	Nation	Starting Number	Total Segment Score	Total Element Score	Total Program Component Score (factored)						Total Deductions			
4	Vivien Rachel SCHMENGLER	R-P	15	21.34	8.13	13.21						0.00			
#	Executed Elements	Info	Base Value	GOE	J1	J2	J3	J4	J5	J6	J7	J8	J9	Ref.	Scores of Panel
1	1F+1Lo		1.00	0.05	1	1	1								1.05
2	1A		1.10	0.11	1	1	1								1.21
3	StSqB		1.50	0.05	0	1	0								1.55
4	CoSpBV		1.13	-0.19	-1	-2	-2								0.94
5	1Lz+1A+SEQ		1.70	0.07	1	1	0								1.77
6	1S		0.40	0.04	1	1	1								0.44
7	SSpB		1.10	0.07	1	0	1								1.17
			7.93												8.13
Program Components			Factor												
Composition			1.67	2.50	2.50	2.75							2.58		
Presentation			1.67	2.75	2.75	2.75							2.75		
Skating Skills			1.67	2.50	2.50	2.75							2.58		
Judges Total Program Component Score (factored)												13.21			
Deductions:											0.00				





35. Bitburger Pokal 2023

18. - 19.03.2023

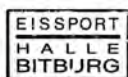


JUDGES DETAILS PER SKATER

WB06 KUNSTLÄUFER FREE SKATING

Rank	Name	Nation	Starting Number	Total Segment Score	Total Element Score	Total Program Component Score (factored)						Total Deductions			
5	Julia SHYYKA	HES	2	20.43	8.26	12.67						-0.50			
#	Executed Elements	Info	Base Value	GOE	J1	J2	J3	J4	J5	J6	J7	J8	J9	Ref.	Scores of Panel
1	1Aq	q	1.10	-0.22	-2	-2	-2								0.88
2	1F+1Lo		1.00	0.07	1	1	2								1.07
3	CCoSpB		1.70	0.23	1	2	1								1.93
4	StSqB		1.50	0.10	1	0	1								1.60
5	1Lz+1T		1.00	0.02	0	1	0								1.02
6	1A<	F	0.88	-0.44	-5	-5	-5								0.44
7	SSpB		1.10	0.22	2	2	2								1.32
			8.28												8.26
Program Components			Factor												
Composition			1.67	2.50	2.75	2.50							2.58		
Presentation			1.67	2.25	2.50	2.75							2.50		
Skating Skills			1.67	2.50	2.25	2.75							2.50		
Judges Total Program Component Score (factored)															12.67
Deductions:			Falls	-0.50 (1)											-0.50

Rank	Name	Nation	Starting Number	Total Segment Score	Total Element Score	Total Program Component Score (factored)						Total Deductions			
6	Laura-Katharina SCHMITT	R-P	5	20.12	8.32	12.80						-1.00			
#	Executed Elements	Info	Base Value	GOE	J1	J2	J3	J4	J5	J6	J7	J8	J9	Ref.	Scores of Panel
1	1A		1.10	-0.15	-1	-2	-1								0.95
2	1Lz+1A+SEQ		1.70	-0.15	-1	-2	-1								1.55
3	StSqB		1.50	0.05	1	0	0								1.55
4	SSpB		1.10	0.07	1	0	1								1.17
5	1F+1Lo		1.00	0.03	0	1	1								1.03
6	CCoSp1		2.00	0.07	0	1	0								2.07
7	1Lo*	*	0.00	0.00	-	-	-								0.00
			8.40												8.32
Program Components			Factor												
Composition			1.67	2.50	2.25	2.75							2.50		
Presentation			1.67	2.75	2.25	2.75							2.58		
Skating Skills			1.67	2.50	2.50	2.75							2.58		
Judges Total Program Component Score (factored)															12.80
Deductions:			Time violation	-1.00											-1.00



JUDGES DETAILS PER SKATER

WB06 KUNSTLÄUFER FREE SKATING

Rank	Name	Nation	Starting Number	Total Segment Score	Total Element Score	Total Program Component Score (factored)						Total Deductions			
7	Friederike PUKECA	HES	7	19.45	7.48	11.97						0.00			
#	Executed Elements	Info	Base Value	GOE	J1	J2	J3	J4	J5	J6	J7	J8	J9	Ref.	Scores of Panel
1	1F+1Lo		1.00	0.05	1	1	1								1.05
2	1Lz		0.60	0.02	0	1	0								0.62
3	CCoSpB		1.70	0.06	1	0	0								1.76
4	1S		0.40	-0.03	-1	0	-1								0.37
5	StSqB		1.50	0.00	1	0	-1								1.50
6	1F+1T		0.90	0.02	0	1	0								0.92
7	SSp1		1.30	-0.04	-1	0	0								1.26
			7.40												7.48
Program Components			Factor												
Composition			1.67	2.75	2.25	2.25							2.42		
Presentation			1.67	3.00	2.50	2.25							2.58		
Skating Skills			1.67	2.00	2.25	2.25							2.17		
Judges Total Program Component Score (factored)															11.97
Deductions:												0.00			

Rank	Name	Nation	Starting Number	Total Segment Score	Total Element Score	Total Program Component Score (factored)						Total Deductions			
8	Michelle MAYER	HES	9	19.31	7.20	12.11						0.00			
#	Executed Elements	Info	Base Value	GOE	J1	J2	J3	J4	J5	J6	J7	J8	J9	Ref.	Scores of Panel
1	1F+1T		0.90	0.02	0	1	0								0.92
2	1Lz+1Lo		1.10	-0.08	-1	-2	-1								1.02
3	1S		0.40	0.01	0	0	1								0.41
4	CCoSpB		1.70	-0.11	0	-2	0								1.59
5	StSqB		1.50	0.00	0	0	0								1.50
6	1Lz		0.60	0.02	0	1	0								0.62
7	SSpB		1.10	0.04	0	0	1								1.14
			7.30												7.20
Program Components			Factor												
Composition			1.67	2.25	2.25	2.50							2.33		
Presentation			1.67	2.50	2.25	2.75							2.50		
Skating Skills			1.67	2.25	2.50	2.50							2.42		
Judges Total Program Component Score (factored)															12.11
Deductions:												0.00			

JUDGES DETAILS PER SKATER

WB06 KUNSTLÄUFER FREE SKATING

Rank	Name	Nation	Starting Number	Total Segment Score	Total Element Score	Total Program Component Score (factored)						Total Deductions			
9	Nicolas KÜHNAL	R-P	13	17.54	6.27	11.27						0.00			
#	Executed Elements	Info	Base Value	GOE	J1	J2	J3	J4	J5	J6	J7	J8	J9	Ref.	Scores of Panel
1	1A		1.10	-0.04	0	0	-1								1.06
2	StSqB		1.50	0.00	0	0	0								1.50
3	1Lo+1Lo		1.00	0.02	0	1	0								1.02
4	SSpB		1.10	0.07	1	0	1								1.17
5	1Lz!	!	0.60	-0.06	-1	-1	-1								0.54
6	1A*+COMBO+1T*	*	0.00	0.00	-	-	-								0.00
7	CoSpBV		1.13	-0.15	-1	-2	-1								0.98
			6.43												6.27
Program Components			Factor												
Composition			1.67	2.25	2.25	2.25							2.25		
Presentation			1.67	2.00	2.25	2.25							2.17		
Skating Skills			1.67	2.25	2.25	2.50							2.33		
Judges Total Program Component Score (factored)															11.27
Deductions:															0.00

Rank	Name	Nation	Starting Number	Total Segment Score	Total Element Score	Total Program Component Score (factored)						Total Deductions			
10	Julia BARKHOLZ	NRW	10	15.89	7.13	9.76						-1.00			
#	Executed Elements	Info	Base Value	GOE	J1	J2	J3	J4	J5	J6	J7	J8	J9	Ref.	Scores of Panel
1	1Lz!+1Lo	!	1.10	-0.06	-1	0	-2								1.04
2	1A		1.10	-0.07	-1	-1	0								1.03
3	SSpB		1.10	0.07	0	1	1								1.17
4	1F+1T		0.90	0.02	0	1	0								0.92
5	CoSpBV		1.13	-0.11	-1	-1	-1								1.02
6	StSqB		1.50	-0.05	0	-1	0								1.45
7	1Lo		0.50	0.00	0	0	0								0.50
			7.33												7.13
Program Components			Factor												
Composition			1.67	2.00	1.75	2.25							2.00		
Presentation			1.67	1.75	1.75	2.25							1.92		
Skating Skills			1.67	1.75	1.75	2.25							1.92		
Judges Total Program Component Score (factored)															9.76
Deductions:			Time violation -1.00												-1.00



35. Bitburger Pokal 2023

18. - 19.03.2023

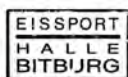


JUDGES DETAILS PER SKATER

WB06 KUNSTLÄUFER FREE SKATING

Rank	Name	Nation	Starting Number	Total Segment Score	Total Element Score	Total Program Component Score (factored)						Total Deductions			
11	Luisa PEES	R-P	4	15.51	6.05	9.46						0.00			
#	Executed Elements	Info	Base Value	GOE	J1	J2	J3	J4	J5	J6	J7	J8	J9	Ref.	Scores of Panel
1	1F+1T		0.90	0.00	0	0	0								0.90
2	1S		0.40	0.00	0	0	0								0.40
3	SSpB		1.10	-0.22	-2	-3	-1								0.88
4	1F+1Lo		1.00	-0.03	-1	-1	0								0.97
5	StSqB		1.50	-0.10	0	-2	0								1.40
6	1Lz		0.60	-0.02	-1	0	0								0.58
7	CSpB		1.10	-0.18	-2	-1	-2								0.92
			6.60												6.05
Program Components			Factor												
Composition			1.67	2.25	1.75	2.00							2.00		
Presentation			1.67	2.25	1.50	1.75							1.83		
Skating Skills			1.67	2.00	1.50	2.00							1.83		
Judges Total Program Component Score (factored)															9.46
Deductions:												0.00			

Rank	Name	Nation	Starting Number	Total Segment Score	Total Element Score	Total Program Component Score (factored)						Total Deductions			
12	Denisa MAVRIC	R-P	3	14.70	5.33	9.87						-0.50			
#	Executed Elements	Info	Base Value	GOE	J1	J2	J3	J4	J5	J6	J7	J8	J9	Ref.	Scores of Panel
1	1Lz+1A<+SEQ	<	1.48	-0.21	-2	-2	-3								1.27
2	StSqB		1.50	0.05	0	1	0								1.55
3	CoSp		0.00	0.00	-	-	-								0.00
4	1S		0.40	-0.01	-1	0	0								0.39
5	1A<<	<<	0.00	0.00	-	-	-								0.00
6	SSpB		1.10	0.04	1	0	0								1.14
7	1F+1Lo		1.00	-0.02	-1	0	0								0.98
			5.48												5.33
Program Components			Factor												
Composition			1.67	2.25	2.00	2.00							2.08		
Presentation			1.67	2.25	1.75	2.00							2.00		
Skating Skills			1.67	2.00	1.75	1.75							1.83		
Judges Total Program Component Score (factored)															9.87
Deductions: Falls												-0.50 (1)			





35. Bitburger Pokal 2023

18. - 19.03.2023



JUDGES DETAILS PER SKATER

WB06 KUNSTLÄUFER FREE SKATING

Rank	Name	Nation	Starting Number	Total Segment Score	Total Element Score	Total Program Component Score (factored)						Total Deductions			
13	Tobias DRESEL	R-P	14	12.61	3.71	8.90						0.00			
#	Executed Elements	Info	Base Value	GOE	J1	J2	J3	J4	J5	J6	J7	J8	J9	Ref.	Scores of Panel
1	A+1Lo		0.50	-0.08	0	-2	-3								0.42
2	CSp		0.00	0.00	-	-	-								0.00
3	1Lz		0.60	0.00	0	0	0								0.60
4	StSqB		1.50	-0.10	-1	0	-1								1.40
5	1F+1T		0.90	0.00	0	0	0								0.90
6	SSp		0.00	0.00	-	-	-								0.00
7	1S		0.40	-0.01	0	-1	0								0.39
			3.90												3.71
Program Components			Factor												
Composition			1.67	2.00	1.50	1.75							1.75		
Presentation			1.67	1.75	1.75	1.75							1.75		
Skating Skills			1.67	2.00	1.75	1.75							1.83		
Judges Total Program Component Score (factored)														8.90	
Deductions:											0.00				

Rank	Name	Nation	Starting Number	Total Segment Score	Total Element Score	Total Program Component Score (factored)						Total Deductions				
14	Vanessa WEIMER	R-P	1	12.23	4.66	8.07						-0.50				
#	Executed Elements	Info	Base Value	GOE	J1	J2	J3	J4	J5	J6	J7	J8	J9	Ref.	Scores of Panel	
1	1Lz+1T		1.00	-0.02	-1	0	0								0.98	
2	1A		1.10	-0.22	-2	-2	-2								0.88	
3	SSp		0.00	0.00	-	-	-								0.00	
4	1F		0.50	-0.02	-1	0	0								0.48	
5	StSqB		1.50	-0.15	-1	-1	-1								1.35	
6	1F+1Lo		1.00	-0.03	-1	-1	0								0.97	
7	CoSp		0.00	0.00	-	-	-								0.00	
			5.10												4.66	
Program Components			Factor													
Composition			1.67	1.50	1.75	1.50							1.58			
Presentation			1.67	1.75	1.50	1.50							1.58			
Skating Skills			1.67	1.75	1.50	1.75							1.67			
Judges Total Program Component Score (factored)														8.07		
Deductions:											Falls -0.50 (1)					-0.50

Legend:							
#	Sequence number	GOE	Grade of Execution	Jx	Judges (x=1-9)	Ref.	Referee
*	Invalid element	<	Under-rotated jump	<<	Downgraded jump	!	Not clear edge
F	Fall	q	Jump landed on the quarter				

