



35. Bitburger Pokal 2023

18. - 19.03.2023

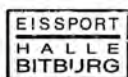


JUDGES DETAILS PER SKATER

WB10 ADULT BRONZE FREE SKATING

Rank	Name	Nation	Starting Number	Total Segment Score	Total Element Score	Total Program Component Score (factored)						Total Deductions			
1	Emily THIEL	R-P	4	22.00	8.84	13.16						0.00			
#	Executed Elements	Info	Base Value	GOE	J1	J2	J3	J4	J5	J6	J7	J8	J9	Ref.	Scores of Panel
1	1Lo+1Lo		1.00	0.00	0	0	0								1.00
2	1F		0.50	0.03	1	1	0								0.53
3	ChSq1		3.00	0.50	1	1	1								3.50
4	1F+1T		0.90	-0.02	0	0	-1								0.88
5	CUSpB		1.50	0.00	0	0	0								1.50
6	1Lze	e	0.48	-0.11	-3	-2	-2								0.37
7	SSpB		1.10	-0.04	-1	0	0								1.06
			8.48												8.84
Program Components			Factor												
Composition			2.00	2.25	2.25	2.25							2.25	2.25	
Presentation			2.00	2.25	2.25	2.50							2.33	2.33	
Skating Skills			2.00	2.00	1.75	2.25							2.00	2.00	
Judges Total Program Component Score (factored)													13.16	13.16	
Deductions:											0.00				

Rank	Name	Nation	Starting Number	Total Segment Score	Total Element Score	Total Program Component Score (factored)						Total Deductions				
2	Tabea HOGENKAMP	NRW	7	18.25	7.07	11.68						-0.50				
#	Executed Elements	Info	Base Value	GOE	J1	J2	J3	J4	J5	J6	J7	J8	J9	Ref.	Scores of Panel	
1	CUSpB		1.50	0.00	0	0	0								1.50	
2	1Lz!+1T	!	1.00	-0.08	-1	-1	-2								0.92	
3	1F+1Lo		1.00	0.00	0	0	0								1.00	
4	1Lz	F	0.60	-0.30	-5	-5	-5								0.30	
5	ChSq1		3.00	-0.17	0	-1	0								2.83	
6	1F		0.50	0.02	1	0	0								0.52	
7	SSp		0.00	0.00	-	-	-								0.00	
			7.60												7.07	
Program Components			Factor													
Composition			2.00	2.00	1.75	2.00							1.92	1.92		
Presentation			2.00	2.50	1.75	1.75							2.00	2.00		
Skating Skills			2.00	1.75	2.00	2.00							1.92	1.92		
Judges Total Program Component Score (factored)													11.68	11.68		
Deductions:											Falls -0.50 (1)					-0.50





35. Bitburger Pokal 2023

18. - 19.03.2023

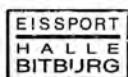


JUDGES DETAILS PER SKATER

WB10 ADULT BRONZE FREE SKATING

Rank	Name	Nation	Starting Number	Total Segment Score	Total Element Score	Total Program Component Score (factored)						Total Deductions			
3	Patrick NENNERTHEIM	NRW	1	16.98	7.14	9.84						0.00			
#	Executed Elements	Info	Base Value	GOE	J1	J2	J3	J4	J5	J6	J7	J8	J9	Ref.	Scores of Panel
1	1S+1Lo		0.90	0.02	1	0	0								0.92
2	1F		0.50	0.02	1	0	0								0.52
3	USpB		1.00	0.10	1	1	1								1.10
4	1F		0.50	0.00	0	0	0								0.50
5	SSpB		1.10	0.00	0	0	0								1.10
6	ChSq1		3.00	0.00	0	0	0								3.00
			7.00												7.14
Program Components			Factor												
Composition			2.00	1.75	1.75	1.75							1.75		
Presentation			2.00	1.75	1.50	1.75							1.67		
Skating Skills			2.00	1.50	1.50	1.50							1.50		
Judges Total Program Component Score (factored)												9.84			
Deductions:												0.00			

Rank	Name	Nation	Starting Number	Total Segment Score	Total Element Score	Total Program Component Score (factored)						Total Deductions			
4	Sandy REUTER	R-P	6	16.77	6.09	10.68						0.00			
#	Executed Elements	Info	Base Value	GOE	J1	J2	J3	J4	J5	J6	J7	J8	J9	Ref.	Scores of Panel
1	1S+1T		0.80	0.00	0	0	0								0.80
2	1Lo+1Eu<<+1F*	*	0.50	-0.17	-3	-4	-3								0.33
3	SSp		0.00	0.00	-	-	-								0.00
4	1T		0.40	-0.01	-1	0	0								0.39
5	1S		0.40	0.00	0	0	0								0.40
6	ChSq1		3.00	0.17	1	0	0								3.17
7	USpB		1.00	0.00	1	-1	0								1.00
			6.10												6.09
Program Components			Factor												
Composition			2.00	2.00	1.75	1.50							1.75		
Presentation			2.00	2.00	1.50	1.50							1.67		
Skating Skills			2.00	2.25	1.75	1.75							1.92		
Judges Total Program Component Score (factored)												10.68			
Deductions:												0.00			





35. Bitburger Pokal 2023

18. - 19.03.2023

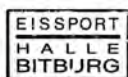


JUDGES DETAILS PER SKATER

WB10 ADULT BRONZE FREE SKATING

Rank	Name	Nation	Starting Number	Total Segment Score	Total Element Score	Total Program Component Score (factored)						Total Deductions			
5	Katharina DOYLE	HES	10	16.54	5.54	11.00						0.00			
#	Executed Elements	Info	Base Value	GOE	J1	J2	J3	J4	J5	J6	J7	J8	J9	Ref.	Scores of Panel
1	1F+1T		0.90	-0.03	-1	0	-1								0.87
2	SSp		0.00	0.00	-	-	-								0.00
3	1Lo		0.50	-0.13	-2	-3	-3								0.37
4	1Lz<<	<<	0.00	0.00	-	-	-								0.00
5	ChSq1		3.00	0.17	1	0	0								3.17
6	1F		0.50	0.03	1	1	0								0.53
7	USpB		1.00	-0.40	-4	-4	-4								0.60
			5.90												5.54
Program Components			Factor												
Composition			2.00	1.50	1.75	1.75							1.67		
Presentation			2.00	2.00	2.25	2.00							2.08		
Skating Skills			2.00	1.50	2.00	1.75							1.75		
Judges Total Program Component Score (factored)														11.00	
Deductions:												0.00			

Rank	Name	Nation	Starting Number	Total Segment Score	Total Element Score	Total Program Component Score (factored)						Total Deductions			
6	Beatrice JAROLIN	R-P	8	16.15	5.65	10.50						0.00			
#	Executed Elements	Info	Base Value	GOE	J1	J2	J3	J4	J5	J6	J7	J8	J9	Ref.	Scores of Panel
1	1T		0.40	0.01	0	1	0								0.41
2	USpB		1.00	0.03	0	0	1								1.03
3	1Lo<<	<<	0.00	0.00	-	-	-								0.00
4	1S+1T		0.80	0.00	1	-1	0								0.80
5	1S		0.40	0.01	1	0	0								0.41
6	ChSq1		3.00	0.00	0	0	0								3.00
7	SSp		0.00	0.00	-	-	-								0.00
			5.60												5.65
Program Components			Factor												
Composition			2.00	1.75	1.75	1.75							1.75		
Presentation			2.00	1.50	1.75	1.75							1.67		
Skating Skills			2.00	1.75	1.75	2.00							1.83		
Judges Total Program Component Score (factored)														10.50	
Deductions:												0.00			





35. Bitburger Pokal 2023

18. - 19.03.2023

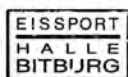


JUDGES DETAILS PER SKATER

WB10 ADULT BRONZE FREE SKATING

Rank	Name	Nation	Starting Number	Total Segment Score	Total Element Score	Total Program Component Score (factored)						Total Deductions			
7	Anastasia NAVODKINA	R-P	2	15.82	6.50	9.32						0.00			
#	Executed Elements	Info	Base Value	GOE	J1	J2	J3	J4	J5	J6	J7	J8	J9	Ref.	Scores of Panel
1	1S+1Lo		0.90	0.02	0	0	1								0.92
2	1F<<	<<	0.00	0.00	-	-	-								0.00
3	USpB		1.00	0.03	1	0	0								1.03
4	1Lzeq	e	0.48	-0.21	-5	-4	-4								0.27
5	ChSq1		3.00	-0.17	0	-1	0								2.83
6	1F+1Lo<<	<<	0.50	-0.15	-3	-3	-3								0.35
7	SSpB		1.10	0.00	1	-1	0								1.10
			6.98												6.50
Program Components			Factor												
Composition			2.00	1.50	1.50	1.50							1.50		
Presentation			2.00	1.75	1.50	1.50							1.58		
Skating Skills			2.00	1.25	1.75	1.75							1.58		
Judges Total Program Component Score (factored)												9.32			
Deductions:											0.00				

Rank	Name	Nation	Starting Number	Total Segment Score	Total Element Score	Total Program Component Score (factored)						Total Deductions			
8	Chantal Sandrine KROOS	R-P	5	15.51	5.67	10.34						-0.50			
#	Executed Elements	Info	Base Value	GOE	J1	J2	J3	J4	J5	J6	J7	J8	J9	Ref.	Scores of Panel
1	1S+1T		0.80	0.03	1	1	0								0.83
2	Sp	F	0.00	0.00	-	-	-								0.00
3	1Loq	q	0.50	-0.15	-4	-3	-2								0.35
4	ChSq1		3.00	0.17	1	0	0								3.17
5	1Fq	q	0.50	-0.10	-2	-2	-2								0.40
6	1T<<	<<	0.00	0.00	-	-	-								0.00
7	SSpB		1.10	-0.18	-2	-2	-1								0.92
			5.90												5.67
Program Components			Factor												
Composition			2.00	2.00	1.75	1.75							1.83		
Presentation			2.00	2.00	1.50	1.50							1.67		
Skating Skills			2.00	1.75	1.50	1.75							1.67		
Judges Total Program Component Score (factored)												10.34			
Deductions:											-0.50				
Falls											(1)	-0.50			





35. Bitburger Pokal 2023

18. - 19.03.2023



JUDGES DETAILS PER SKATER

WB10 ADULT BRONZE FREE SKATING

Rank	Name	Nation	Starting Number	Total Segment Score	Total Element Score	Total Program Component Score (factored)						Total Deductions			
9	Heiko VOGEL	NRW	9	14.78	4.30	10.48						0.00			
#	Executed Elements	Info	Base Value	GOE	J1	J2	J3	J4	J5	J6	J7	J8	J9	Ref.	Scores of Panel
1	1S+1T		0.80	0.00	0	0	0								0.80
2	USpB		1.00	-0.13	-2	-1	-1								0.87
3	1F		0.50	0.00	0	0	0								0.50
4	ChSq		0.00	0.00	-	-	-								0.00
5	1S		0.40	0.00	0	0	0								0.40
6	CUSpB		1.50	-0.25	-2	-2	-1								1.25
7	1F		0.50	-0.02	0	-1	0								0.48
			4.70												4.30
Program Components			Factor												
Composition			2.00	1.75	2.00	1.75							1.83		
Presentation			2.00	2.00	1.75	1.75							1.83		
Skating Skills			2.00	1.50	1.75	1.50							1.58		
Judges Total Program Component Score (factored)									10.48						
Deductions:												0.00			

Rank	Name	Nation	Starting Number	Total Segment Score	Total Element Score	Total Program Component Score (factored)						Total Deductions			
10	Maren PULLWITT	NRW	3	9.68	3.34	6.34						0.00			
#	Executed Elements	Info	Base Value	GOE	J1	J2	J3	J4	J5	J6	J7	J8	J9	Ref.	Scores of Panel
1	1S<<+1T	<<	0.40	-0.16	-4	-4	-4								0.24
2	USpB		1.00	-0.23	-2	-3	-2								0.77
3	ChSq1		3.00	-0.67	-3	-1	0								2.33
4	1T<<	<<	0.00	0.00	-	-	-								0.00
5	1Lo<<	<<	0.00	0.00	-	-	-								0.00
6	1S<<	<<	0.00	0.00	-	-	-								0.00
7	USpB*	*	0.00	0.00	-	-	-								0.00
			4.40												3.34
Program Components			Factor												
Composition			2.00	1.00	1.00	1.00							1.00		
Presentation			2.00	1.25	1.25	1.00							1.17		
Skating Skills			2.00	1.00	1.00	1.00							1.00		
Judges Total Program Component Score (factored)									6.34						
Deductions:												0.00			

Legend:							
#	Sequence number	GOE	Grade of Execution	Jx	Judges (x=1-9)	Ref.	Referee
*	Invalid element	e	Wrong edge	<<	Downgraded jump	!	Not clear edge
F	Fall	q	Jump landed on the quarter				

printed: 19.03.2023 19:17

Page 5 / 5

